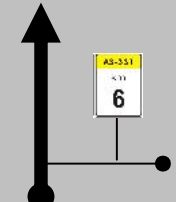
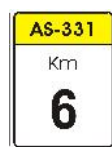

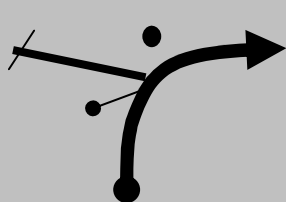






| | |
|---------------|-------------------------------------|
| AS-331 | Tramo Calibración |
| | Rallye Puebla de Sierra 2020 |

| DISTANCIA | DIRECCION | INFORMACION | Foto |
|-----------|------------------------------------------------------------------------------------|-----------------------------------------------------------------------------------------------------------------------|-------------------------------------------------------------------------------------|
| 0,000 |  | AS-331 <div style="border: 2px solid red; padding: 5px; display: inline-block; margin: 10px;">EL RAYU</div> |  |
| 1 | Inicio Calibración | | |
| 5,160 |  | AS-331  |  |
| 2 | Fin Calibración | | |
| 5,664 |  | AS-331  |  |
| 3 | Fin Calibración | | |

| | | | |
|-------|-------------------------------------------------------------------------------------|-----------------------------------------------------------------------------------------------------------------------------|--------------------------------------------------------------------------------------|
| 0,000 |  | AS-331  |  |
| 1 | Inicio Calibración | | |
| 0,505 |  | AS-331  |  |
| 2 | Fin Calibración | | |
| 5,700 |  | AS-331 <div style="border: 2px solid red; padding: 5px; display: inline-block; margin: 10px;">POLA DE SIERO</div> |  |
| 3 | Fin Calibración | | |